

SEMH BASE



Where we are:

We are based at Watton Junior School in our own purpose built SEMH building.


Who we are:

The Apollo Base is a specialist Social, Emotional and Mental Health Base. We are one of a developing network of SEMH Bases in Norfolk. We offer short term support for 3 terms to those pupils who have Social, Emotional and Mental Health needs. We are a place where all children can flourish.

What we do:

We offer short term provision and intervention. We aim to work in partnership with the home school and parents / carers so that pupils will be able to return to mainstream education. During their time with us, pupils will develop their ability to emotionally self-regulate and have improved mental health.

Length of time for support:




Children come to the Base for three terms. Pupils will stay on roll at their home school and attend their home school every week on a Wednesday. As pupils develop strategies and confidence, a slow and appropriate reintegration schedule will be agreed with the pupil, the home school and parents and careers.

How we support pupils:

Classes sizes at the Base are smaller with a total of up to eight children. The pupils are supported by many professionals including the Lead Teacher, HLTA, TA's, Base Advisor, Educational Psychologists and a Family Learning Support Team.



Meet our Staff:



Mrs Sophie Santy
Lead Teacher (DSL)
+ Key Stage 2 Teacher



Mrs Tracey Campbell
HLTA (DSL) STEPs Lead
Key Stage 2




Miss Neve Lucas
Teacher
Key Stage 1



Mrs Michele Lowry
HLTA
Key Stage 1



Mrs Sarah Lock
Teaching Assistant
Key Stage 2




Mrs Lisa Blay
Teaching Assistant
Key Stage 1 & 2

What a SEMH need might look like?

Pupils Social, Emotional and Mental Health needs will have been identified by Professionals at their home school and they will have already had additional support at school.

In addition to this, they may also:

- Have difficulties forming relationships.
- Need support to regulate emotions.
- Need support with interactions with peers.
- Have significant difficulties with social routines and expectations.
- Demonstrate behaviours that negatively impact their and/or others' progress.



The pupil must live within a 45-minute car journey to the Base. This is important because the base works closely with both home school and their family to understand the needs of the pupil. They do not need to hold an Education, Health and Care Plan (EHCP) to attend.

What can we offer:

- Initially, placements will be four days a week with the aim of reintegration back to their mainstream school.
- Placements are generally for up to three terms, while remaining on the roll of the mainstream school.
- Smaller class sizes of up to eight learners at any one time.
- A Lead Teacher, a Higher-Level Teaching Assistant and Teaching Assistants, a SRB Adviser, Funded Educational Psychologists and a Family Learning Team.
- Opportunities for families to actively participate in their child's placement and their learning.
- Ongoing assessment and reassessment of needs to inform placement plans and reviews.
- Access to specialist interventions and therapeutic approaches following assessment from professionals.
- Targeted support to the mainstream school as part of the placement plan.



Contact details:

Mrs Sophie Santy - Base Lead
apollosemh@wattonjunior.org
01953 881387

